

12-144F Sub-unitized Premise MicroCore® 2.0

The next generation of Sub-unitized MicroCore Cables represent the evolution of high performance premise cabling. Enabling the highest density infrastructures, significant savings in both space and fiber management and routing infrastructures are realized when deploying cables from this family. Constructed of the highest quality materials and to exacting industry standards, these small-diameter cables provide the solution sought-out by today's structured cabling professionals. Each sub-cable is independently qualified and is suitable for individual routing paths within the rack/panel architecture. This enables a flexibility of design and deployment not available in comparable high-density designs. Designed for direct termination and supportive of both single-fiber and multifiber architectures, this cable family should serve as the backbone to any deployed system. Cables are constructed with AFL MicroCore technology consistent with a long line of market leading designs.

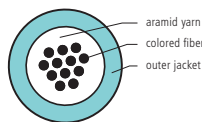
Applications

- Headend termination to a fiber "backbone"
- Termination of fiber rack systems
- Multifloor deployment where select fibers are used at each floor
- Intra-building "backbones"
- MTP/MPO or MTP to break-out terminations

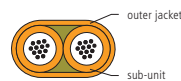
Features

- NFPA 262 (ONFP)
- Tested to meet or exceed EIA/TIA 568/ GR-409-CORE
- All aramid tensile strength members within sub-units
- Compliant to Directive 2002/95/EC (RoHS) Direct

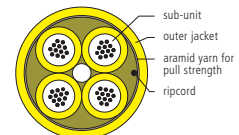
Cable Components



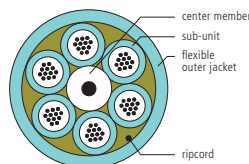
12 fiber sub-unit
2.0 mm



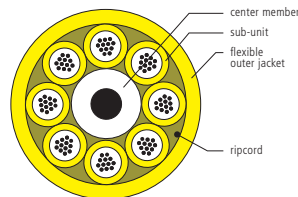
24 fiber, Dual



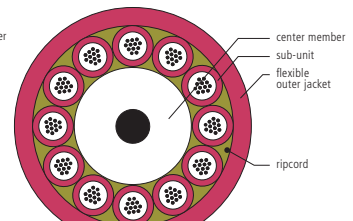
24, 36 and 48 fiber



72 fiber

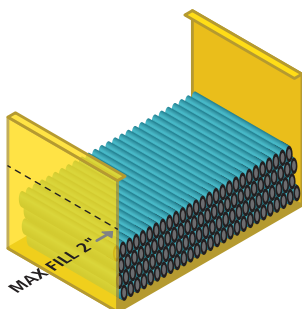


96 fiber

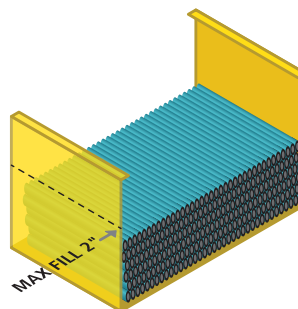


144 fiber

27% Reduction in 72ct Cable Diameter Yields Over 100% Increase in Pathway Capacity



Current 3.0 Sub-unitized Cable in Tray
120 x 72ct cables in standard 4" X 12" tray



Next Generation Sub-unitized MicroCore 2.0 Cable in Tray
250 x 72ct cables in standard 4" X 12" tray

12-144F Sub-unitized Premise MicroCore® 2.0

Mechanical Data

NUMBER OF SUBS	NUMBER OF FILLERS	NOMINAL DIAMETER INCHES (MM)	WEIGHT LBS/1000 FT (KG/KM)	TENSION LBS (N)		BENDING RADIUS INCHES (CM)	
				INSTALLATION	LONG TERM	INSTALLATION	LONG TERM
1	3	0.205x0.126 (5.2x3.2)	15 (22)	22 (100)	7 (30)	2.5 (6.4)	1.3 (3.2)
2	2	0.28 (7.0)	30 (45)	150 (660)	45 (198)	4.2 (10.5)	2.8 (7.0)
3	1	0.28 (7.0)	31 (46)	150 (660)	45 (198)	4.2 (10.5)	2.8 (7.0)
4	0	0.28 (7.0)	32 (47)	150 (660)	45 (198)	4.2 (10.5)	2.8 (7.0)
6	0	0.32 (8.2)	44 (65)	150 (660)	45 (198)	4.8 (12.3)	3.2 (8.2)
8	0	0.41 (10.5)	83 (123)	150 (660)	45 (198)	6.2 (15.8)	4.1 (10.5)
12	0	0.51 (13.0)	128 (190)	150 (660)	45 (198)	7.7 (19.5)	5.1 (13.0)

Temperature Specifications

TEMPERATURE RANGE	
INSTALLATION	0°C to +60°C (32°F to +140°F)
OPERATION	0°C to +70°C (32°F to +158°F)
STORAGE	-40°C to +70°C (-40°F to +158°F)

Fiber Specifications

CORE SIZE/ FIBER TYPE	ISO/ IEC	MAXIMUM ATTENUATION (DB/KM)			OVERFILL LAUNCH MIN. BANDWIDTH (MHZ•KM)		EMB _c (MHZ•KM)	GIGABIT ETHERNET MIN. LINK DISTANCE (METERS)		10 GIGABIT ETHERNET MIN. LINK DISTANCE (METERS)	
		850 NM	1300 NM	1550 NM	850 NM	1300 NM		850 NM	1300 NM	850 NM	1300 NM
(6) 62.5 Giga-Link™ 300	OM1	3.5	1.2	N/A	200	600	N/A	300	550	32	—
(5) 50 Giga-Link™ 600	OM2	3.5	1.5	N/A	500	500	N/A	600	600	82	—
(A) 50 Laser-Link 150	OM2	3.0	1.2	N/A	700	500	950	800	550	150	—
(L) 50 Laser-Link 300	OM3	3.0	1.2	N/A	1500	500	2000	1000	550	300	—
(C) 50 Laser-Link 550	OM4	3.0	1.2	N/A	3500	550	4700	1040	550	550	—
(K) AFL G.657.A1 Single-mode	OS2	N/A	0.5	0.5	N/A	N/A	N/A	N/A	5000	N/A	10,000
(9) SM	OS2	N/A	0.5	0.5	N/A	N/A	N/A	N/A	5,000	N/A	10,000

Purchase at

LANshack

Sales@LANshack.com | 888-568-1230